

ASTERION HRL-X are sealed maintenance-free lead-acid batteries with gas recombination system (VRLA). Are manufactured by AGM technology (electrolyte absorbed in glass fiber separators).

Thanks to the use of modern technologies in production, batteries demonstrate high operation stability and highest quality. HR refers to a range of ASTERION UPS series, specifically designed for use in UPS Data Centers, communication systems and other equipment. The series is highly reliable and has a service-life up to 12 years.



Battery construction

Element	Positive plate	Negative plate	Case	Lid	Valve	Terminal	Separator	Electrolyte
Material	Lead dioxide	Lead	ABS		Rubber	Copper	Fiberglass	Acid

Specifications

Nominal voltage.....12 V
 Cell.....6
 Design life.....10-12 years
 Nominal capacity (25°C)
 10 hours rate (7,5 A; 1,8 V/cell).....75 Ah
 5 hours rate (11,8 A; 1,75 V/cell).....59 Ah
 1 hours rate (51,1 A; 1,65 V/cell).....51,1 Ah
 Self-discharge.....3% capacity per month 20°C
 Internal resistance (25°C).....5,2 mΩ

Operating temperature range

Discharge.....-20+60°C
 Charge.....-10+60°C
 Storage.....-20+60°C
 Maximum discharge current (25°C).....700A (5sec)
 Cycle mode (2,35÷2,4 V/cell)
 Max.charge current.....22,5 A
 Temperature correction factor.....30 mV/°C
 Standby mode (2,27÷2,3 V/cell)
 Temperature correction factor.....20 mV/°C

Application

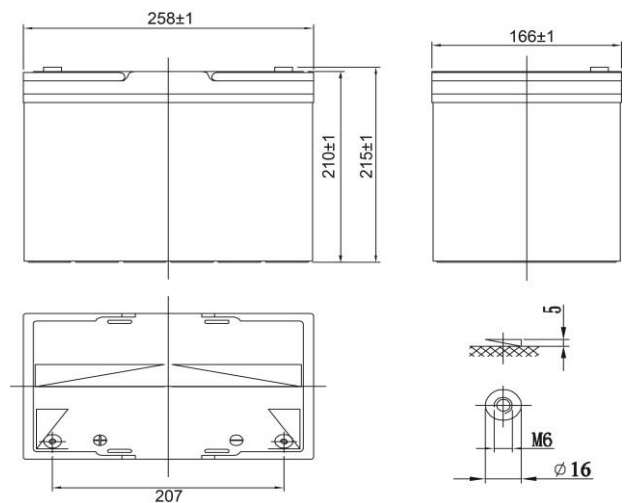
- Uninterruptable power supply
- Back up power supply
- Communication system
- Power engineering facilities
- Renewable energy systems

Performance & characteristics

- AGM technology allows to recombine 99% of the generated gas;
- No restrictions on air transportation;
- Compliance with the UL requirements;
- Lead plates, alloyed by calcium, provide high energy density;
- Maintenance-free. Do not require distillate topping;
- Long service life;
- The battery case is made of flame-retardant ABS plastic.

Dimensions (±2mm)

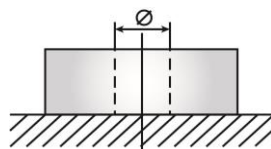
Length, mm.....258
 Width, mm.....166
 Height, mm.....210
 Height over terminals, mm.....215
 Weight (±3%), kg.....23,8



Layout B



Terminal type Insert Ø6 mm

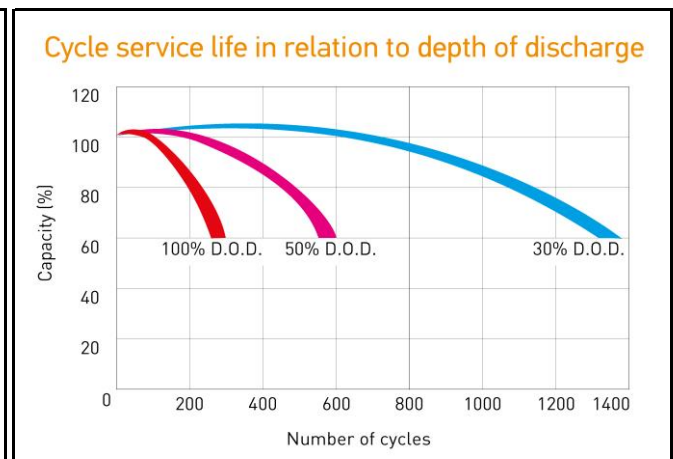
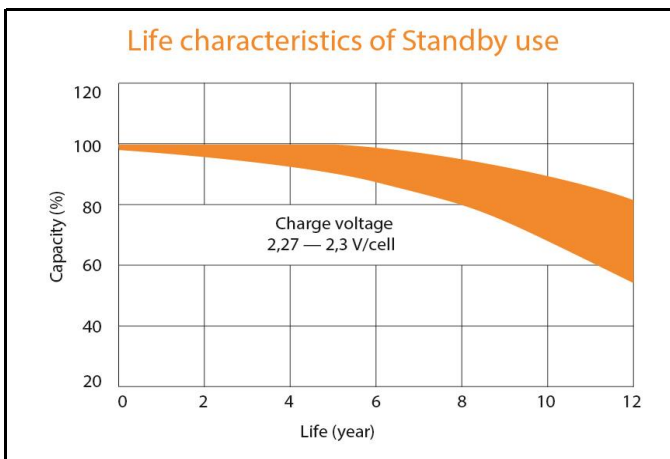
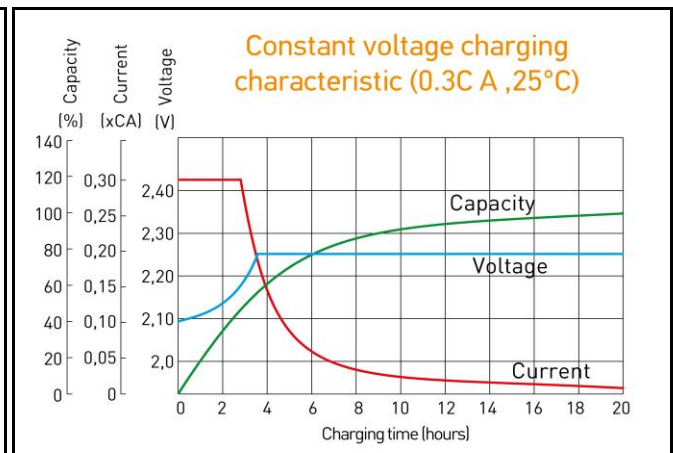
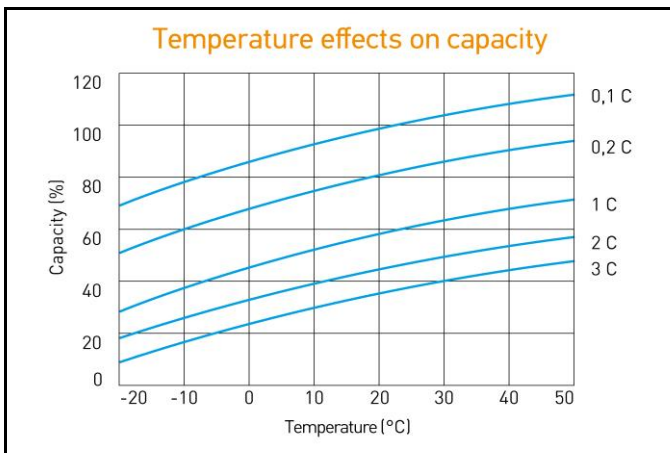


Discharge Constant Current, A (25°C)

V/cell	5 min	10 min	15 min	30 min	45 min	1 h	3 h	5 h	10 h
1,60	233	177	139	90,0	66,5	53,5	20,3	13,4	8,44
1,65	219	167	132	85,3	63,2	51,1	19,5	12,8	8,15
1,70	205	157	125	80,7	60,0	48,6	18,6	12,3	7,85
1,75	191	148	118	76,1	56,8	46,1	17,8	11,8	7,58
1,80	183	142	114	74,1	55,4	45,1	17,5	11,6	7,50

Discharge Constant Power, W/cell (25°C)

V/cell	5 min	10 min	15 min	30 min	45 min	1 h	3 h	5 h	10 h
1,60	433	320	248	153	116	94,2	37,1	24,8	14,8
1,65	415	308	239	148	112	91,6	36,3	24,3	14,8
1,70	396	296	230	143	109	89,0	35,4	23,8	14,7
1,75	378	284	222	138	105	86,4	34,6	23,3	14,4
1,80	359	272	213	133	102	83,8	33,7	22,8	14,2



ALL DATA IS SUBJECT TO CHANGE WITHOUT NOTICE