

ASTERION HRL-X are sealed maintenance-free lead-acid batteries with gas recombination system (VRLA). Are manufactured by AGM technology (electrolyte absorbed in glass fiber separators).

Thanks to the use of modern technologies in production, batteries demonstrate high operation stability and highest quality. HR refers to a range of ASTERION UPS series, specifically designed for use in UPS Data Centers, communication systems and other equipment. The series is highly reliable and has a service-life up to 12 years.



Battery construction

Element	Positive plate	Negative plate	Case	Lid	Valve	Terminal	Separator	Electrolyte
Material	Lead dioxide	Lead	ABS		Rubber	Copper	Fiberglass	Acid

Specifications

Nominal voltage.....12 V
 Cell.....6
 Design life.....10-12 years
 Nominal capacity (25°C)
 10 hours rate (2,8 A; 1,8 V/cell).....28 Ah
 5 hours rate (5,15 A; 1,75 V/cell).....25,75 Ah
 1 hours rate (22,2 A; 1,65 V/cell).....22,2 Ah
 Self-discharge.....3% capacity per month 20°C
 Internal resistance (25°C).....6,7 mΩ

Operating temperature range

Discharge.....-20+60°C
 Charge.....-10+60°C
 Storage.....-20+60°C
 Maximum discharge current (25°C).....310A (5sec)
 Cycle mode (2,35÷2,4 V/cell)
 Max.charge current.....7,8 A
 Temperature correction factor.....30 mV/°C
 Standby mode (2,27÷2,3 V/cell)
 Temperature correction factor.....20 mV/°C

Application

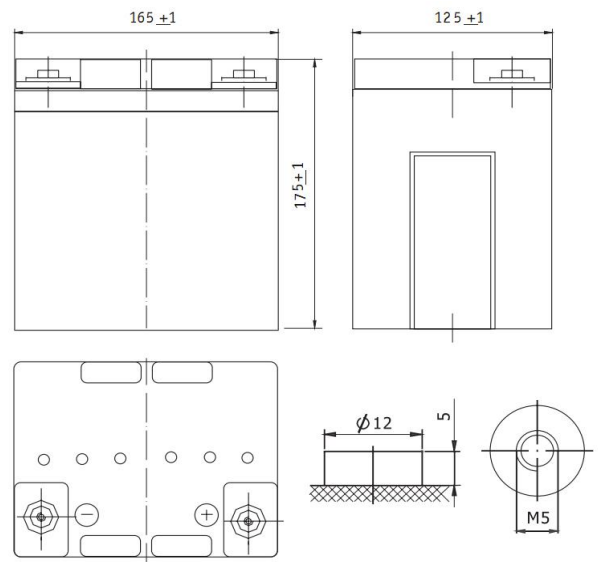
- Uninterruptable power supply
- Back up power supply
- Communication system
- Power engineering facilities
- Renewable energy systems

Performance & characteristics

- AGM technology allows to recombine 99% of the generated gas;
- No restrictions on air transportation;
- Compliance with the UL requirements;
- Lead plates, alloyed by calcium, provide high energy density;
- Maintenance-free. Do not require distillate topping;
- Long service life;
- The battery case is made of flame-retardant ABS plastic.

Dimensions (±2mm)

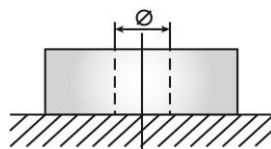
Length, mm.....165
 Width, mm.....125
 Height, mm.....175
 Height over terminals, mm.....175
 Weight (±3%), kg.....9,6



Layout
E



Terminal type
Insert Ø5 mm

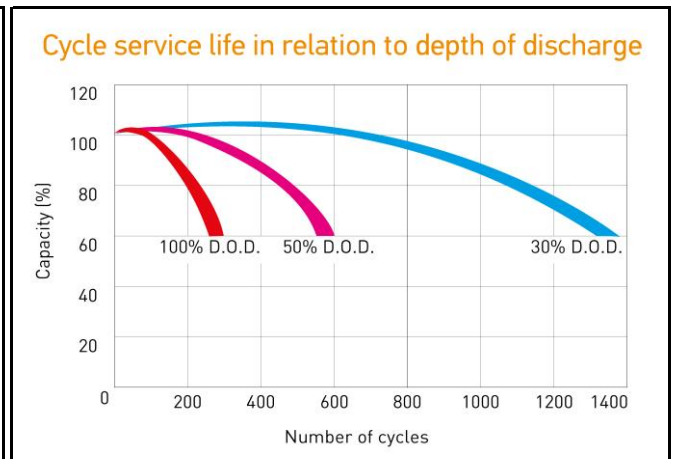
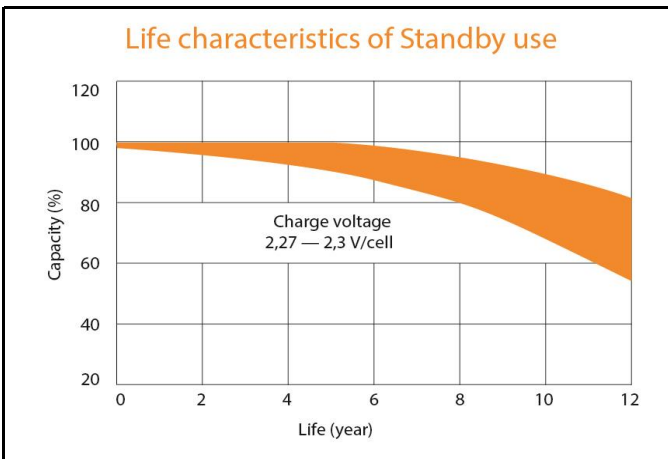
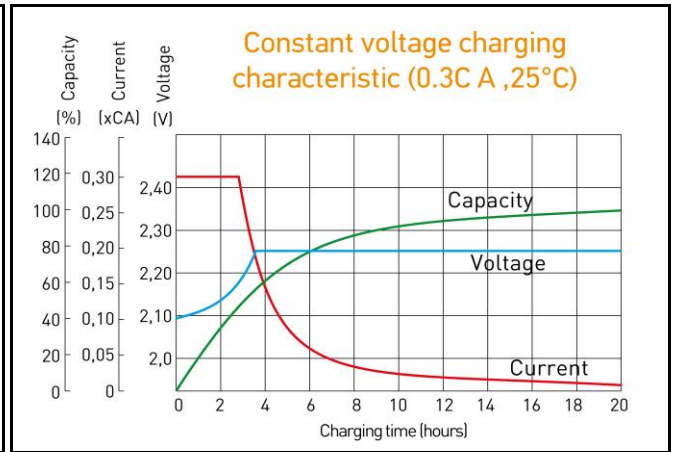
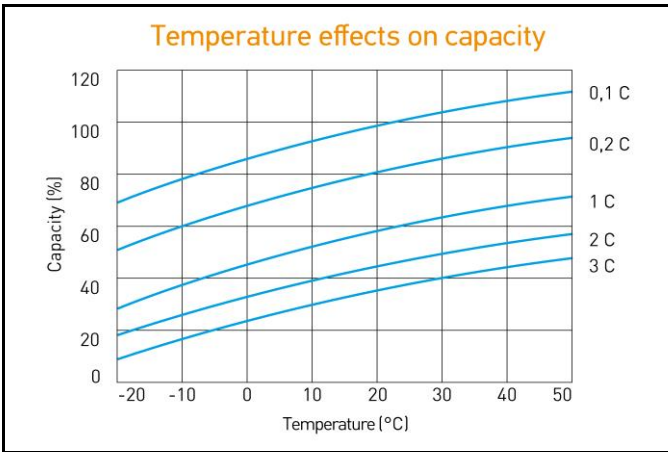


Discharge Constant Current, A (25°C)

V/cell	5 min	10 min	15 min	30 min	45 min	1 h	3 h	5 h	10 h
1,60	113	77,8	61,2	36,5	27,6	23,1	9,38	5,80	3,14
1,65	105	73,6	58,0	34,6	26,2	22,2	9,02	5,59	3,04
1,70	99,1	68,3	54,8	32,7	24,9	21,2	8,66	5,37	2,94
1,75	92,8	65,1	51,6	30,9	23,6	20,1	8,26	5,15	2,84
1,80	88,5	62,7	49,8	30,1	23,0	19,6	8,10	5,05	2,80

Discharge Constant Power, W/cell (25°C)

V/cell	5 min	10 min	15 min	30 min	45 min	1 h	3 h	5 h	10 h
1,60	201	142	109	65,0	48,1	39,8	17,7	11,4	5,85
1,65	192	136	105	62,1	46,3	38,1	17,4	11,2	5,77
1,70	184	125	101	60,0	44,9	36,6	17,0	11,0	5,69
1,75	175	123	97,7	57,9	43,4	35,5	16,6	10,8	5,62
1,80	166	121	94,0	55,8	42,0	34,4	15,7	10,5	5,43



ALL DATA IS SUBJECT TO CHANGE WITHOUT NOTICE