

ASTERION DTX Series Lead Acid Batteries are designed for use in renewable energy-based power systems, including solar and wind energy, autonomous energy supply systems. The batteries are sealed and maintenance-free, with a service life of 10 years in a buffer mode. Manufactured by using GEL technology: during the production process (a gel solution of sulfuric acid gelled in a gel) is used as an electrolyte, which ensures high battery resistance to deep discharges (optimal when operating in a cyclic mode) and stable operation under conditions of ambient temperature changes.



Battery construction

Element	Positive plate	Negative plate	Case	Lid	Valve	Terminal	Separator	Electrolyte
Material	Lead dioxide	Lead	ABS		Rubber	Copper	Fiberglass	Acid

Specifications

Nominal voltage.....12 V
 Cell.....6
 Design life.....10 years
 Nominal capacity (25°C)
 20 hours rate (10 A; 1,75 V/cell).....200 Ah
 10 hours rate (19,2 A; 1,75 V/cell).....192 Ah
 5 hours rate (34,6 A; 1,70 V/cell).....173 Ah
 Self-discharge.....3% capacity per month 20°C
 Internal resistance (25°C).....4,5 mΩ

Operating temperature range

Discharge..... -10÷40°C
 Charge..... -20÷60°C
 Storage..... -20÷60°C
 Maximum discharge current (25°C).....1000A (5sec)
 Cycle mode (2,35÷2,4 V/cell)
 Max.charge current.....40 A
 Temperature correction factor.....30 mV/°C
 Standby mode (2,25÷2,3 V/cell)
 Temperature correction factor.....20 mV/°C

Application

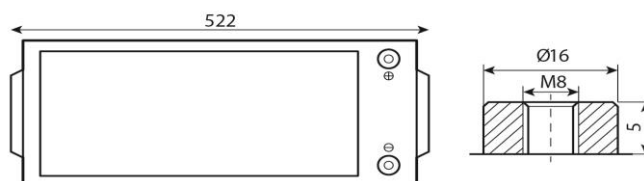
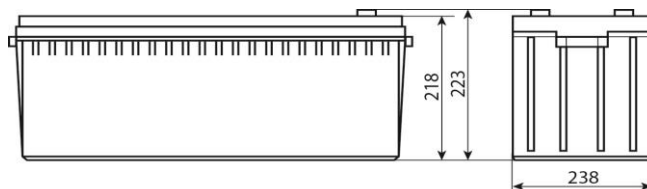
- Uninterruptable power supply
- Back up power supply
- Communication system
- Renewable energy system
- Communication Power Racks

Performance & characteristics

- AGM technology allows to recombine 99% of the generated gas;
- No restrictions on air transportation;
- Compliance with the UL requirements;
- Lead plates, alloyed by calcium, provide high energy density;
- Maintenance-free. Do not require distillate topping;
- Long service life;
- The battery case is made of flame-retardant ABS

Dimensions (±2mm)

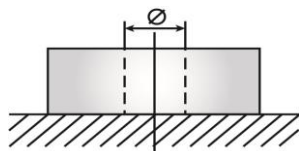
Length, mm.....522
 Width, mm.....238
 Height, mm.....218
 Height over terminals, mm.....223
 Weight (±3%), kg.....58



Layout
F



Terminal type
Insert Ø8

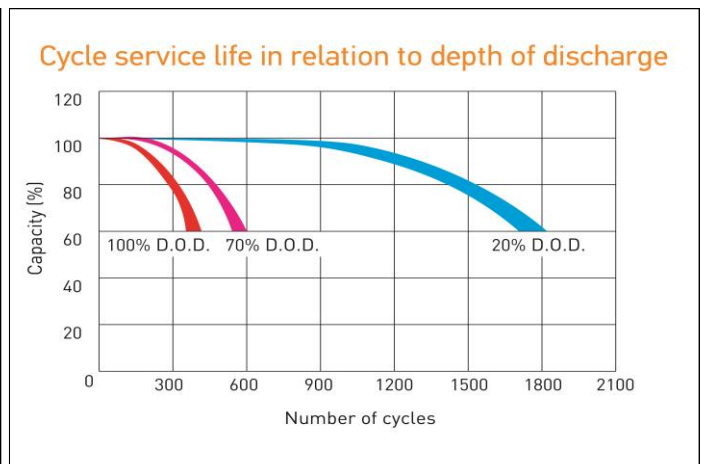
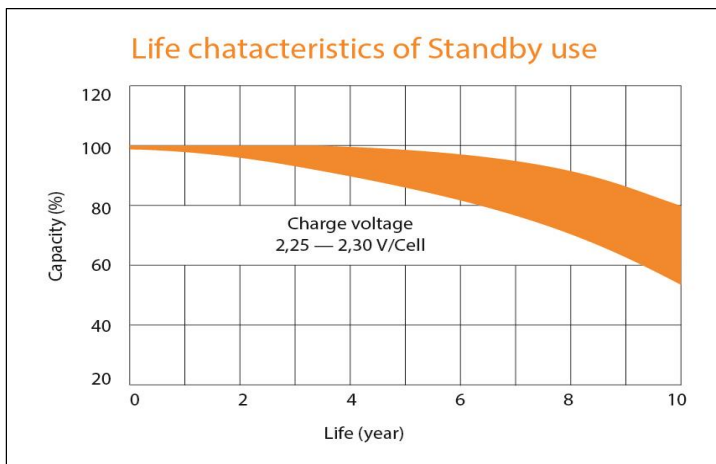
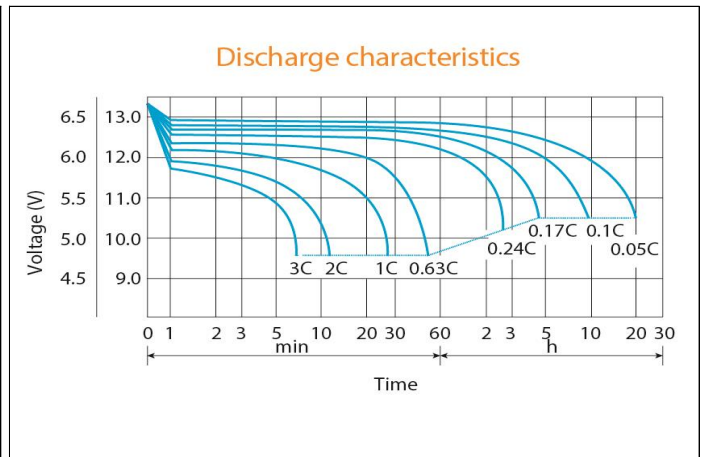
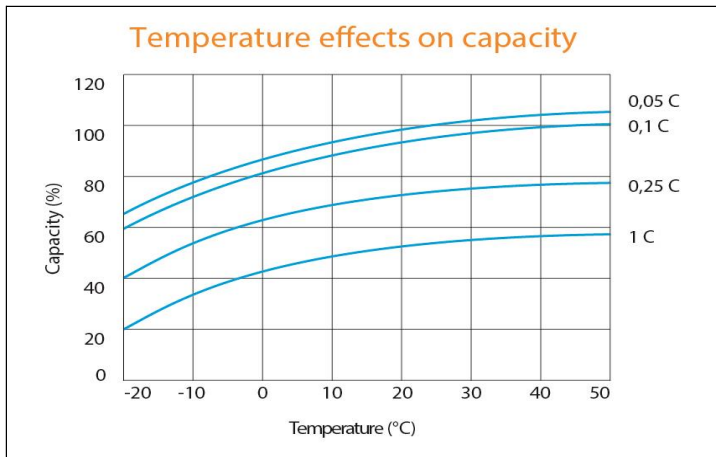


Discharge Constant Current, A (25°C)

V/cell	5 min	10 min	15 min	30 min	1 h	3 h	5 h	10 h	20 h
1,60	484	384	304	196	112	50,3	34,9	19,6	10,3
1,65	471	366	297	193	112	50,1	34,7	19,4	10,2
1,70	461	353	292	191	111	46,8	34,5	19,2	10,1
1,75	423	326	279	186	109	46,7	34,1	19,1	10,0
1,80	390	297	261	178	105	45,3	33,5	18,9	9,75

Discharge Constant Power, W/cell (25°C)

V/cell	5 min	10 min	15 min	30 min	1 h	3 h	5 h	10 h	20 h
1,60	839	644	548	357	211	94,9	65,6	37,1	19,1
1,65	822	624	539	353	210	95,0	65,2	36,8	18,9
1,70	823	608	533	351	208	94,1	65,0	36,4	18,7
1,75	765	567	508	343	206	94,0	64,4	36,3	18,5
1,80	712	523	479	329	203	91,4	63,1	35,8	18,2



ALL DATA IS SUBJECT TO CHANGE WITHOUT NOTICE