

The ASTERION DTM I series sealed lead-acid batteries are manufactured using AGM technology (electrolyte absorbed in a fiberglass separator), equipped with an LCD display that shows the battery operation status: voltage, capacity and number of days in use.

DTM I series relates to the "Long Life" product line with up to 12 years service life, with the possibility of increasing it by 15-30% with a single replenishment (topping up) of a specialized component solution.

They are recommended for use in uninterruptible power supplies, in electro-medical equipment, wheelchairs, boilers for heating systems, pumps, etc.



Battery construction

Element	Positive plate	Negative plate	Case	Lid	Valve	Terminal	Separator	Electrolyte
Material	Lead dioxide	Lead	ABS		Rubber	Copper	Fiberglass	Acid

Specifications

Nominal voltage.....	12 V
Cell.....	6
Design life.....	10-12 years
Nominal capacity (25°C)	
10 hours rate (10 A; 1,8 V/cell).....	100 Ah
5 hours rate (16,5 A; 1,75 V/cell).....	82,5 Ah
1 hours rate (62 A; 1,6 V/cell).....	62 Ah
Self-discharge.....	3% capacity per month 25°C
Internal resistance (25°C).....	4 mΩ

Operating temperature range

Discharge.....	-20+60°C
Charge.....	-10+60°C
Storage.....	-20+60°C
Maximum discharge current (25°C).....	900A (5sec)
Cycle mode (2,35±2,4 V/cell)	
Max.charge current.....	30 A
Temperature correction factor.....	30 mV/°C
Standby mode (2,25±2,3 V/cell)	
Temperature correction factor.....	20 mV/°C

Application

- Uninterruptable power supply
- Back up power supply
- Medical devices
- Control current cabinet
- Space-heating system
- Heating and water supply systems

Performance & characteristics

- LCD display showing battery status;
- Sound alarm in case of need to check the battery;
- Compliance with the UL requirements;
- Additional containers for topping up a specialized solution allow to increase battery life up to 15-30%;
- Patented IC Power Technology;
- High energy density;
- The battery case is made of flame-retardant ABS plastic.

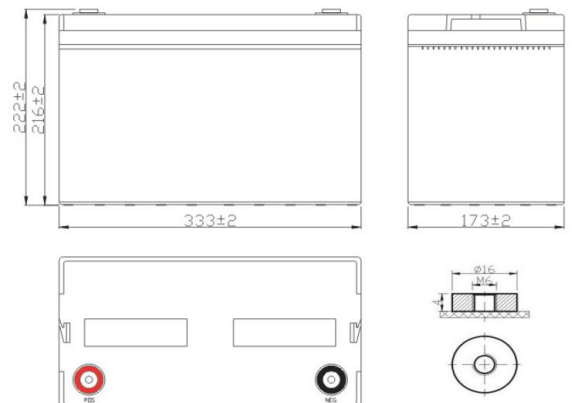
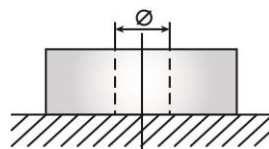
Dimensions (±2mm)

Length, mm.....	333
Width, mm.....	173
Height, mm.....	216
Height over terminals, mm.....	222
Weight (±3%), kg.....	31,5

Layout B



Terminal type Insert Ø6 mm

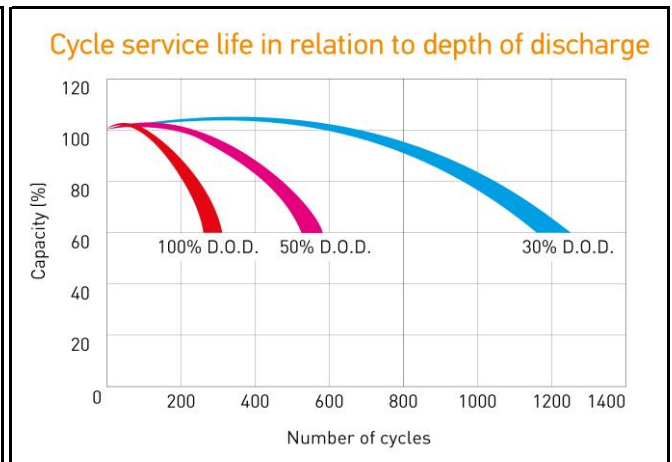
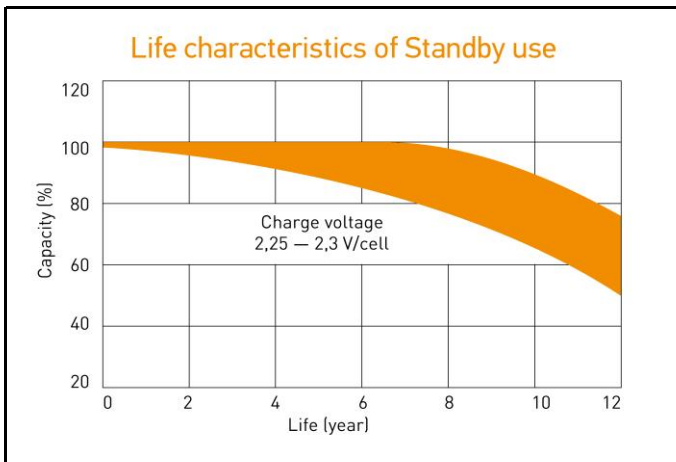
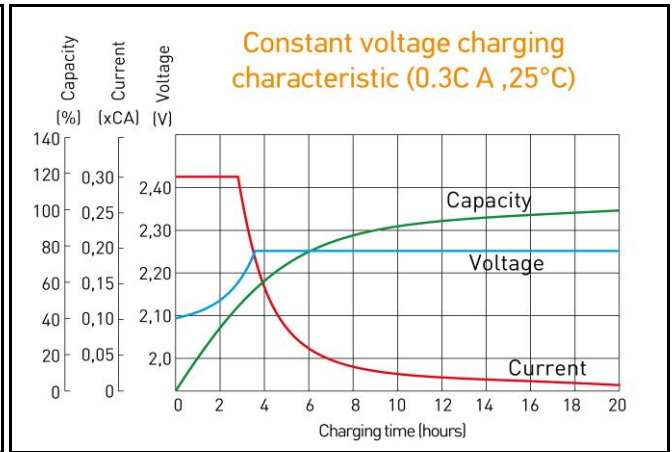
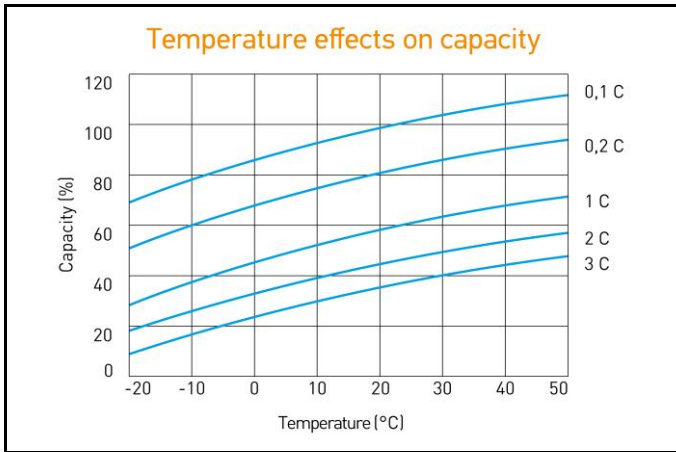


Discharge Constant Current, A (25°C)

V/cell	5 min	10 min	15 min	30 min	45 min	1 h	3 h	5 h	10 h
1,60	291	209	170	100	74,8	62,0	26,5	18,0	10,2
1,65	276	201	164	96,4	73,0	58,5	26,3	17,3	10,2
1,70	246	181	150	88,8	67,5	57,4	25,9	17,0	10,1
1,75	230	170	140	86,0	65,9	56,5	25,4	16,5	10,0
1,80	213	159	131	84,2	64,8	53,6	23,9	16,2	10,0

Discharge Constant Power, W/cell (25°C)

V/cell	5 min	10 min	15 min	30 min	45 min	1 h	3 h	5 h	10 h
1,60	533	378	321	190	140	114	48,7	34,7	20,4
1,65	506	374	307	183	138	108	48,8	33,5	20,1
1,70	469	349	291	170	129	107	48,0	33,2	20,0
1,75	445	335	279	166	126	106	47,8	32,4	19,9
1,80	430	323	268	163	125	101	45,0	32,0	18,9



ALL DATA IS SUBJECT TO CHANGE WITHOUT NOTICE